



PS Plus 3 – Welsh

Marek Musiol
Lead Research Statistician
PS Plus
Marek.Musiol@hmps.gsi.gov.uk

Adam Bennett
Statistics Officer
PS Plus
Adam.Bennett@hmps.gsi.gov.uk

Lucy Pendlebury
Statistics Officer
PS Plus
Lucy.Pendlebury@hmps.gsi.gov.uk



NOMS National Offender
Management Service
Working together to reduce re-offending

Contents

Introduction.....	Page 2
Section 1 – Demographics	
Geographic Distribution.....	Page 3
Reasons for Leaving the Project.....	Page 4
Diversity.....	Page 5-6
Assessed Needs.....	Page 7-8
Risk.....	Page 9
Offences.....	Page 10
Motivation.....	Page 11
Section 2 – Assistance Received	
Soft Outcomes - Summary.....	Page 12
Soft Outcomes - Qualifications.....	Page 13
Hard ETE Outcomes.....	Page 14
All Outcomes - Summary.....	Page 15

Introduction

This report has been compiled to give information about beneficiaries in PS Plus 3 prisons who intend to live in Wales on release. The report contains information about beneficiaries on all three PS Plus 3 projects: PS3, LINK and Inclusion.

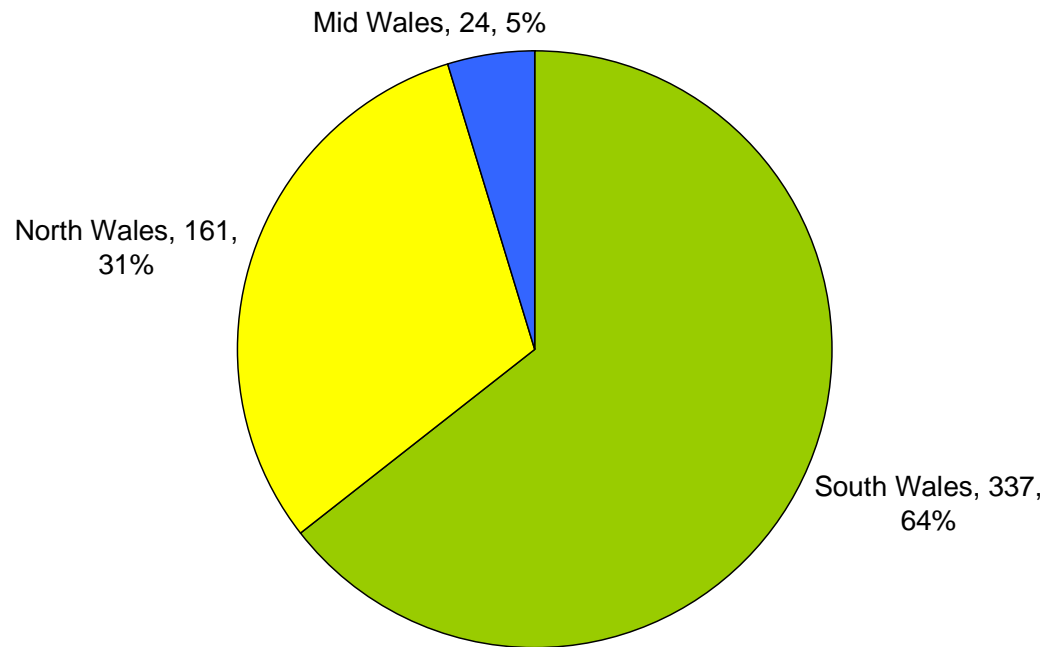
The PS Plus project ran in HMP Risley (Inclusion) from 1st January 2007 to 31st December 2007, in LINK prisons from 1st April 2007 to 31st December 2007 and in all other PS Plus 3 prisons from 1st April 2007 to 30th June 2008.

During this time, **522** beneficiaries who intended to live in Wales on release were worked with. This accounts for approximately 2% of the total PS Plus 3 population. A third of Welsh beneficiaries were started at HMP Eastwood Park, and 10% at HMP Leyhill. Approximately one in three beneficiaries started in HMP Eastwood Park intended to live in Wales on release.

This report will firstly show the background of the beneficiaries worked with on the project (section 1), followed by the intervention given and outcomes gained from PS Plus 3 intervention (section 2).

Information in the report has been obtained from the PS Plus developed CATS database (Case Assessment and Tracking System).

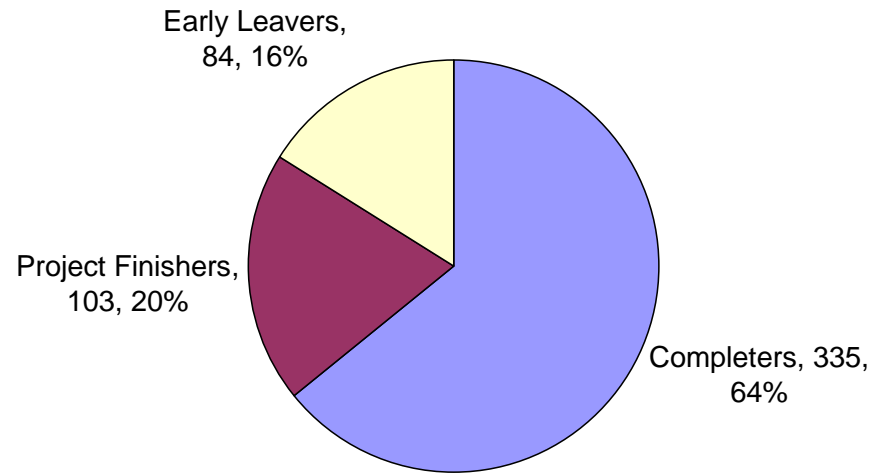
Geographic Distribution



Breakdown of where beneficiaries intend to live upon completing their sentence

- Almost two thirds (337) of PS Plus 3 Welsh beneficiaries intend to live in South Wales upon release.
- 31% (161) were due to live in North Wales and 5% (24) in Mid Wales.

Reasons for Leaving the Project



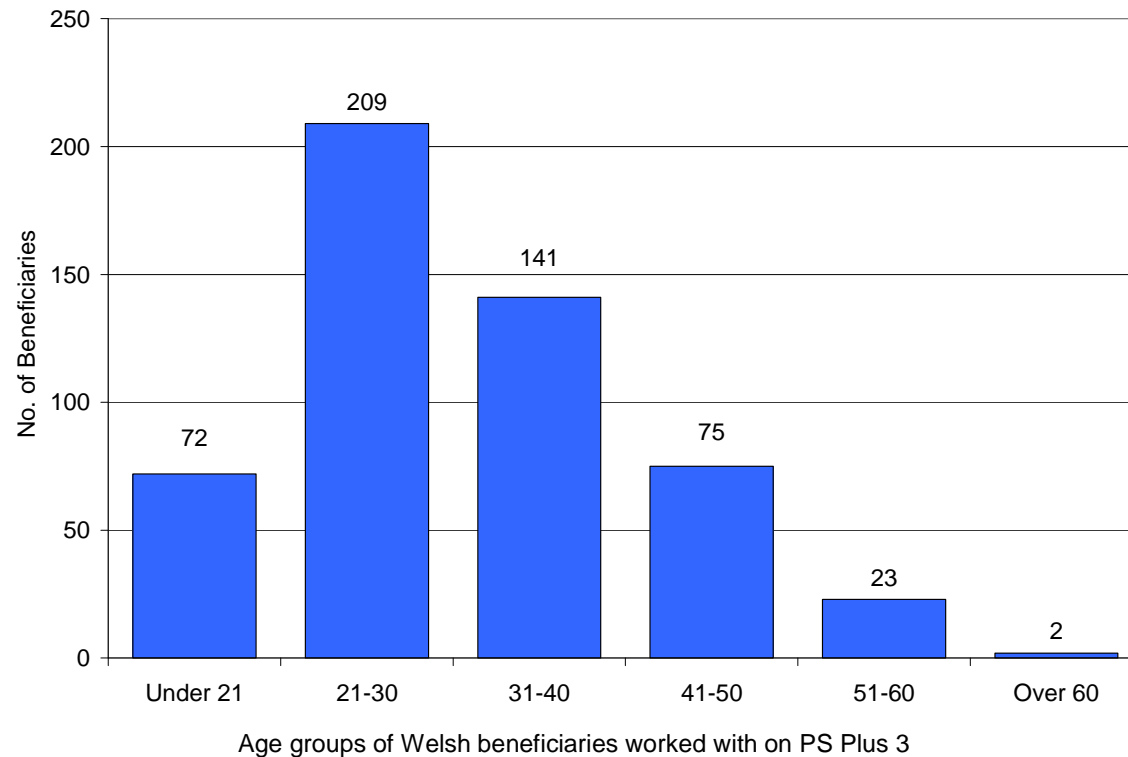
How beneficiaries left the project

<u>Reason for leaving early</u>	<u>No. bens</u>
Transferred to non-PS Plus establishment	68
Absconded	2
Decided not to continue on project	2
Other	12
Total	84

Reasons for leaving the project early

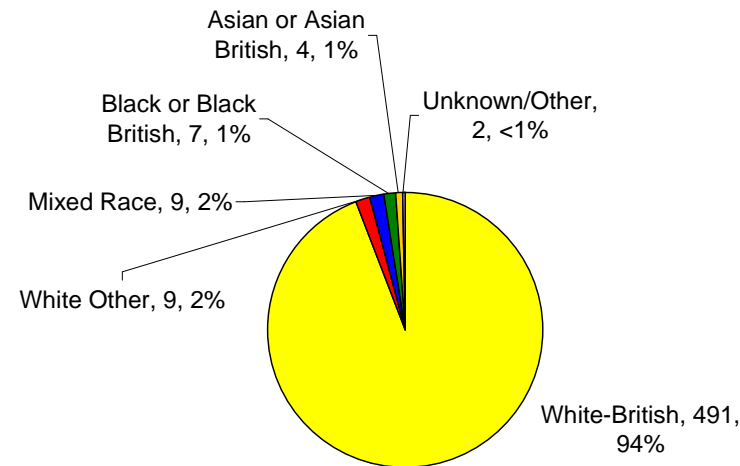
- 64% (335) of Welsh PS Plus 3 beneficiaries were *completers* – they left PS Plus when their sentence expired.
- 20% (103) of Welsh beneficiaries on PS Plus 3 were *project finishers* – these beneficiaries completed the project before their release from prison, due to the closure of the PS Plus project.
- A further 16% (84) of beneficiaries were early leavers. The most common reason for leaving the project early was due to transfer to a non-PS Plus establishment.

Diversity: Age



- The average (mean) age of Welsh PS Plus beneficiaries on starting the project was 31 years 2 months.
- The most common age group is 21-30 (40%). 14% of the Welsh beneficiaries worked with on PS Plus 3 were under 21 on starting the project, and two beneficiaries were over 60.

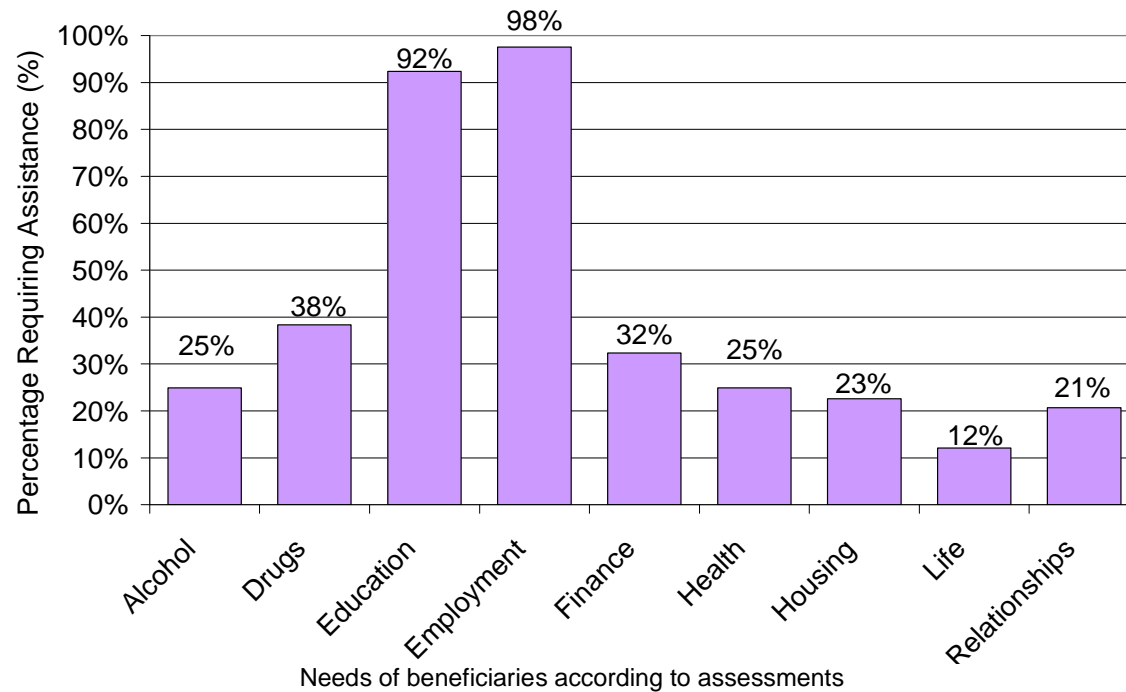
Diversity: Ethnic Origin and Nationality



Ethnic origin of Welsh beneficiaries on PS Plus 3

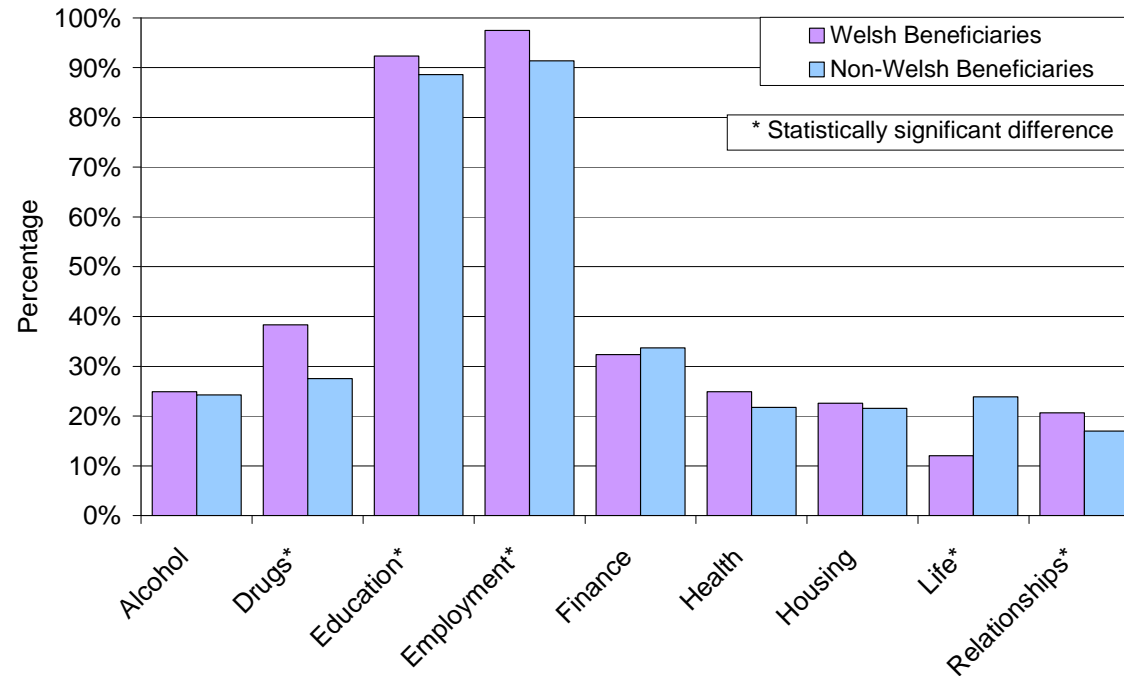
- 94% (491) of Welsh beneficiaries on PS Plus 3 were White-British. Ethnic minorities accounted for 6% of the population. The ethnic origin of two beneficiaries was unknown.
- 99% (519) of Welsh beneficiaries were from the United Kingdom. PS Plus also worked with two beneficiaries from the Republic of Ireland and one from the Philippines who intended to live in Wales upon release.

Assessed Needs



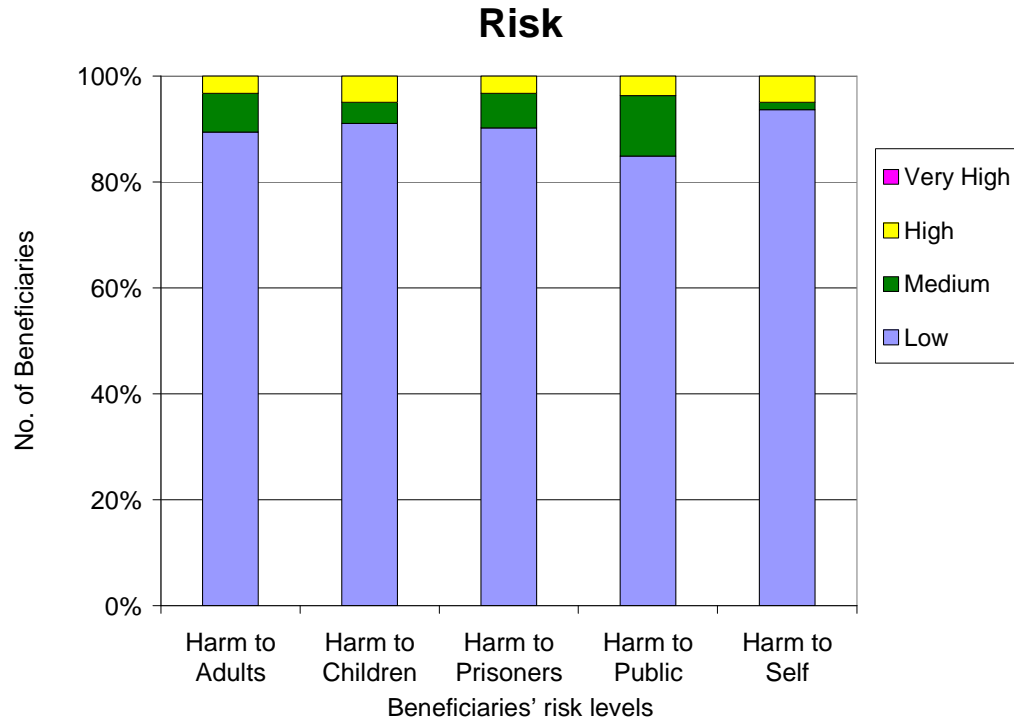
- Every beneficiary needed help with either employment or education. 509 (98%) beneficiaries needed help with employment. The majority of beneficiaries (90%) needed help with both employment *and* education.
- 23% (118) of beneficiaries needed help with housing, and 11% (60) were identified as having no fixed abode. 25% (130) of beneficiaries needed help with health issues, and 15 (3%) beneficiaries considered themselves disabled.
- 277 beneficiaries identified a need for help with either drugs or alcohol, which accounted for 53% of the total.

Assessed Needs – Comparison with Non-Welsh Beneficiaries



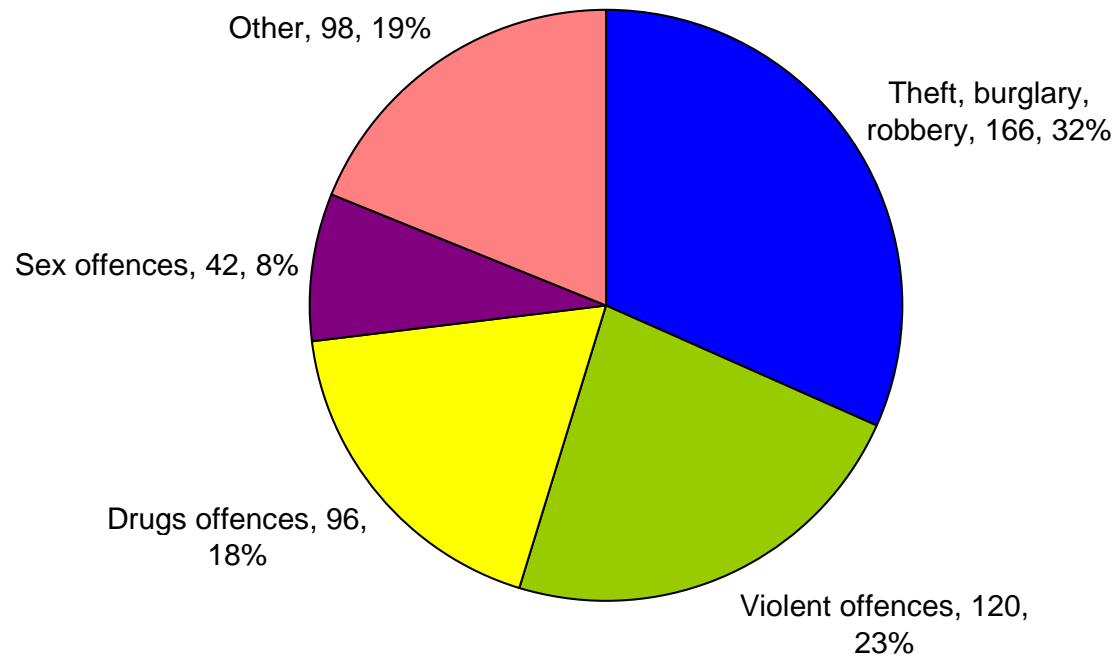
Needs of Welsh PS Plus 3 beneficiaries compared to non-Welsh PS Plus 3 beneficiaries.

- Statistical analysis shows that Welsh PS Plus 3 beneficiaries were significantly *more* likely to have problems with drugs, education and employment and relationship issues than non-Welsh PS Plus 3 beneficiaries.
- Statistical analysis shows that Welsh PS Plus 3 beneficiaries were *less* likely to have problems with life issues than non-Welsh PS Plus 3 beneficiaries.



- For risk of harm to adults, children, prisoners (where applicable) and the public, approximately 45% of beneficiaries' risk was unknown. For risk of harm to self, 73% of beneficiaries' risk was unknown.
- No Welsh beneficiaries were classified as very high risk in any category. Where known, less than 5% were classed as high risk in each category.
- Where the risk was known, over 85% of prisoners were classified as low risk of harm towards adults, children, prisoners (where applicable), the public and themselves.

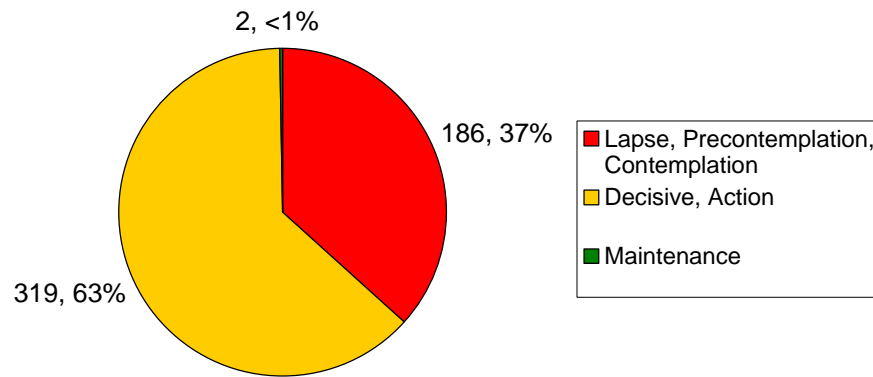
Offences



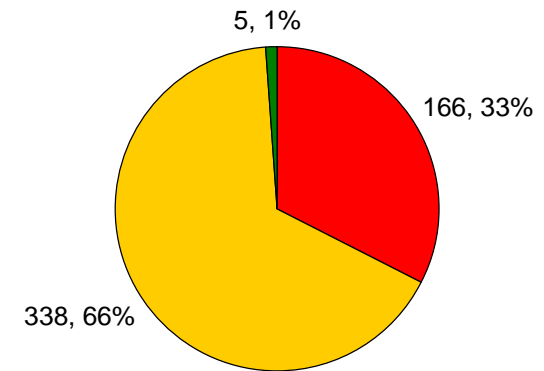
Offences committed by PS Plus beneficiaries

- The most common type of offence committed by Welsh PS Plus 3 beneficiaries was theft, burglary or robbery (32%) followed by violent offences (23%).
- 96 (18%) beneficiaries were in custody for drugs offences.

Motivation



Beneficiaries' Starting Motivation



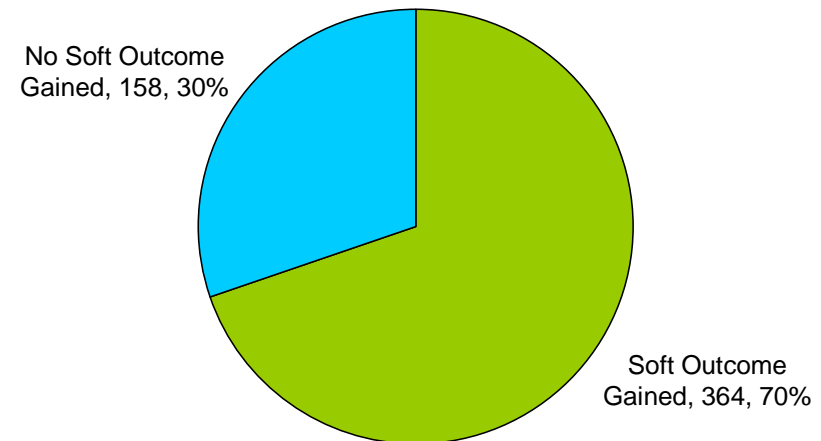
Beneficiaries' Finishing Motivation

- The proportion of beneficiaries whose motivation (where known) was lapse, pre-contemplation or contemplation decreased from 37% to 33%.
- 22 more beneficiaries had a motivation level of decisive, action or maintenance when beneficiaries' finishing motivation was calculated.

Soft Outcomes - Summary

Soft Outcome Gained	No. bens
Advice On Disclosure	301
Accessed Beneficiary Fund	83
IAG Assistance	46
Non-NVQs Gained	44
CV Assisted	37
Basic Skills	26
NVQs Gained	22
Other Programme	18
Portfolio Of Achievement	11
Job Interview	11
Work Experience ROTL	10
Other Motivational Programme	8
FE College Interview	6
Other	31
Total	654

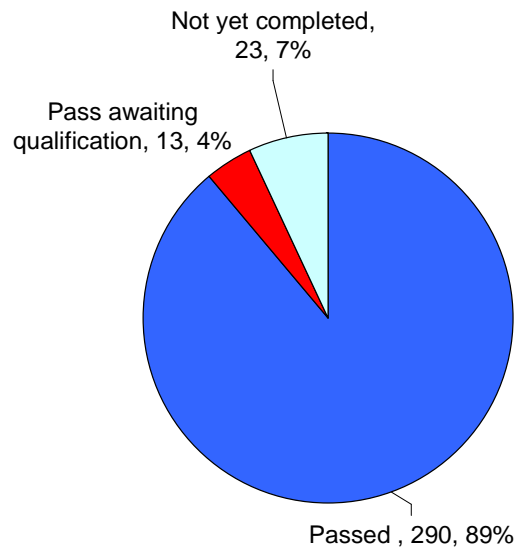
Soft outcomes gained by beneficiaries



Percentage gaining a soft outcome

- 654 soft outcomes were achieved by the 522 Welsh beneficiaries on PS Plus 3.
- 70% (364) of Welsh beneficiaries achieved at least one soft outcome whilst on PS Plus 3.
- 60% (312) beneficiaries received advice or guidance, 70% (363) received help with employment and 66% (343) received help with education.

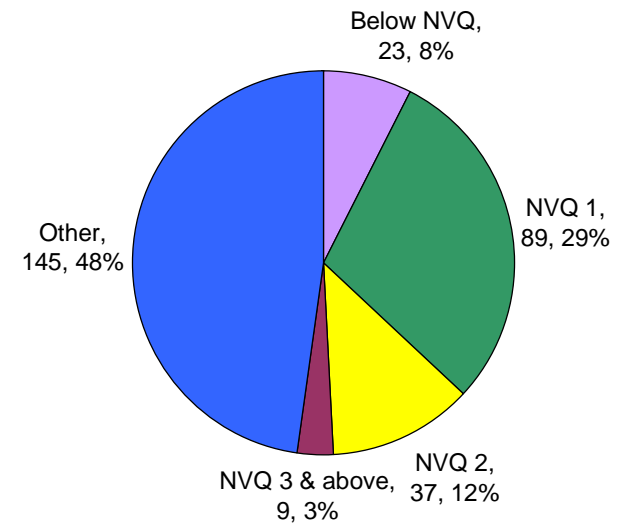
Soft Outcomes – Qualifications



Exams passed by beneficiaries

Subjects passed	No. bens
Employment Courses	71
Numeracy	58
Literacy	57
IT/ECDL	21
Food Preparation & Hygiene	21
Health & Safety	21
Education courses	12
Art	10
Sports & Fitness	5
Preparation for Work Courses	8
Relationships & Counselling	3
Money Courses	1
Other	15
Total	303

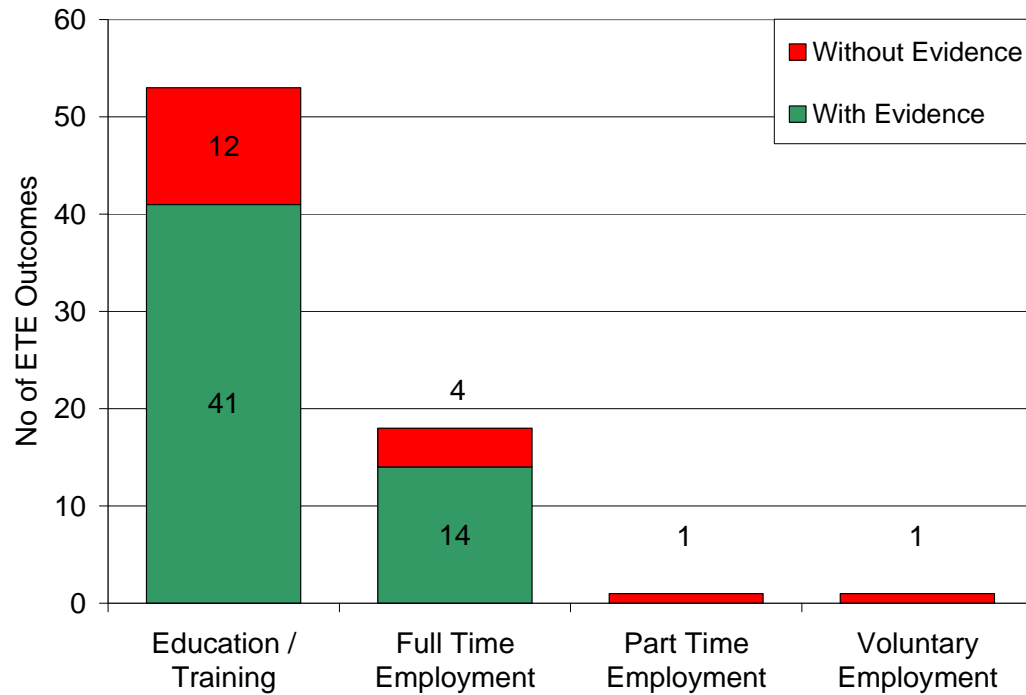
Subjects passed by beneficiaries



NVQs gained by beneficiaries

- 303 (93%) of exams taken by Welsh PS Plus 3 beneficiaries were passed, with a further 7% (23) still to be completed by the end of the project. No exams were failed.
- PS Plus beneficiaries completed courses in a wide range of subjects, from tree felling to customer service courses. 10 art courses and 9 bricklaying courses were passed.
- 135 NVQs (level 1 and above) were passed by Welsh PS Plus 3 beneficiaries.

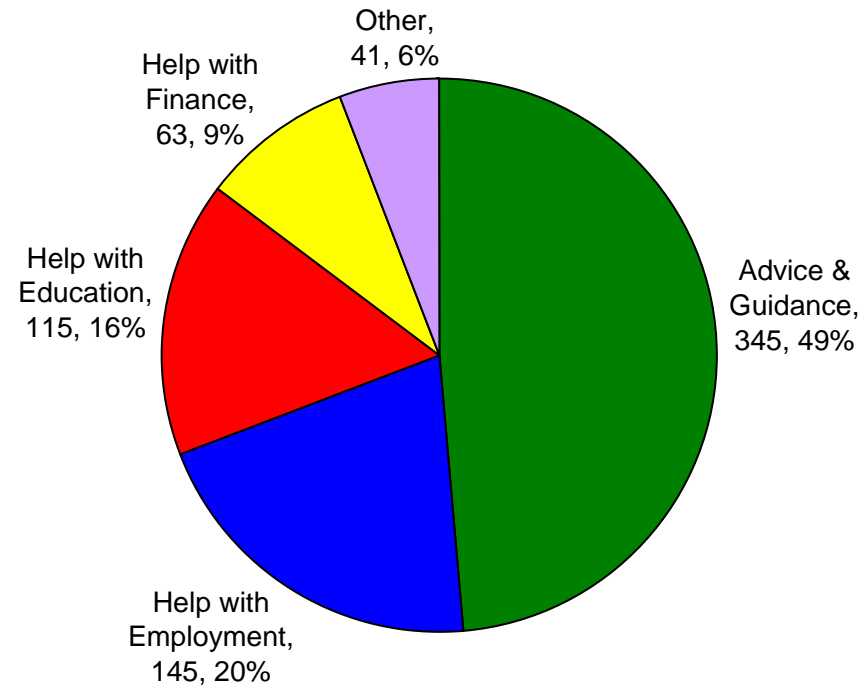
Hard ETE Outcomes



ESF Hard ETE outcomes achieved by beneficiaries

- 73 hard outcomes were recorded by PS Plus staff.
- 55 hard outcomes had sufficient evidence for ESF auditing purposes.
- Welsh beneficiaries on the PS Plus 3 project achieved 41 education/training outcomes and 14 employment outcomes.

All Outcomes - Summary



Summary of All Outcomes Gained by Welsh beneficiaries on PS Plus 3

- In total, 709 outcomes were achieved by Welsh PS Plus 3 beneficiaries, with 71% (370) of beneficiaries receiving at least one outcome while on the PS Plus project.
- 20% (145) of these outcomes have helped improve beneficiaries' employability, from writing CVs to gaining full-time employment.
- 63 finance outcomes and 12 housing outcomes were gained by Welsh beneficiaries.